

Comparative Rental Analysis



34 MAITLAND ROAD BOLWARRA NSW 2320

Prepared on 22nd April 2025



Jade Tweedie
FIRST NATIONAL DAVID HAGGARTY






454 High St
MAITLAND NSW 2320

w: 4933 5544
jade@davidhaggarty.com.au

Comparable Rentals






1 96 BELMORE ROAD LORN NSW 2320



 3  2  2  586m²  178m²
 Year Built 2020 DOM 18 days
 Listing Date 04-Apr-25 Distance 1.75km
 Listing Price \$695 pw






2 12 SHARKEYS LANE LORN NSW 2320



 4  2  2  538m²  -
 Year Built - DOM 18 days
 Listing Date 21-Nov-24 Distance 1.85km
 Listing Price \$720 per week






3 3 COTTONWOOD CLOSE BOLWARRA NSW 2320



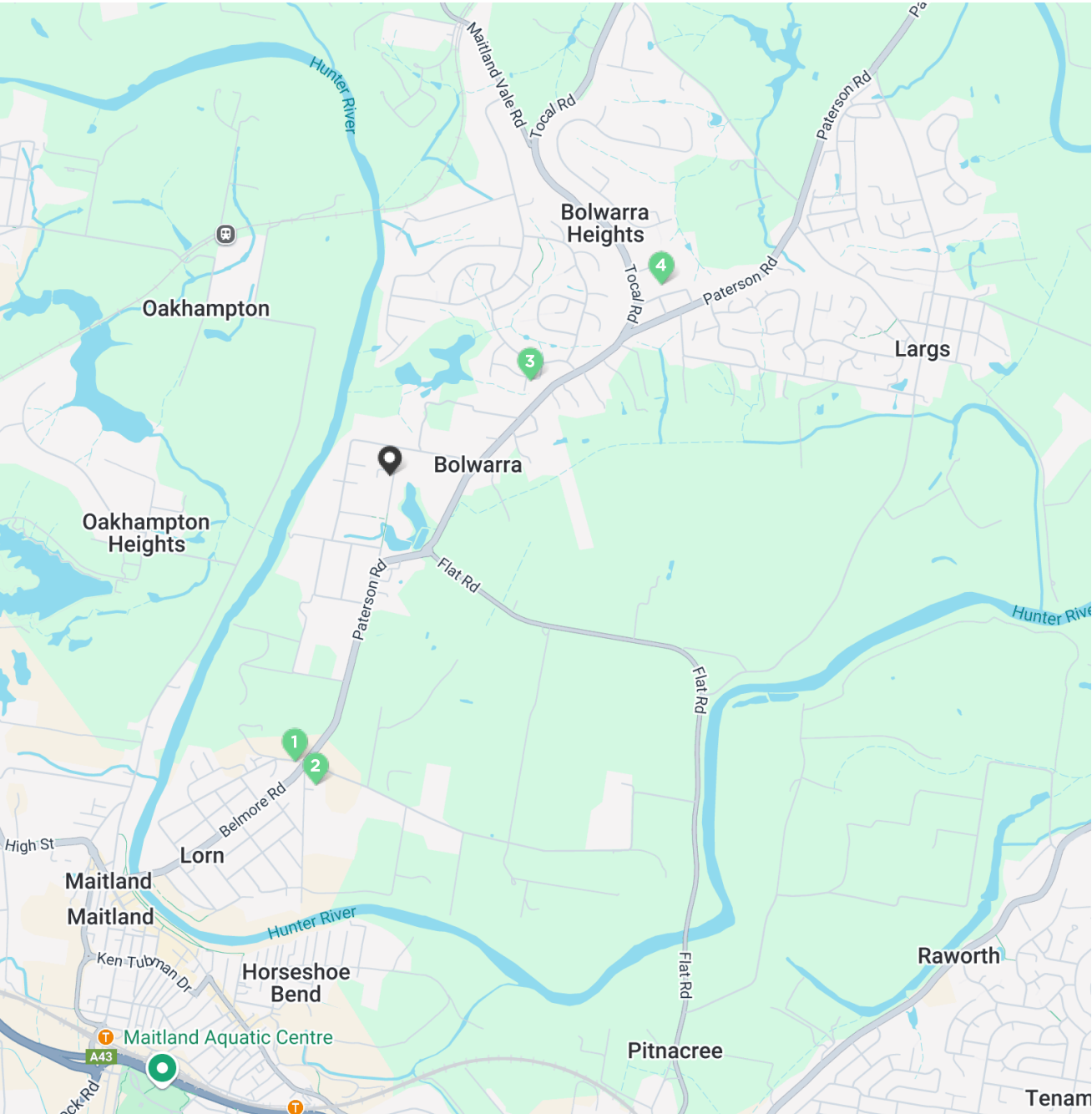
 4  2  2  834m²  189m²
 Year Built 2019 DOM 9 days
 Listing Date 03-Dec-24 Distance 0.97km
 Listing Price \$750 WEEKLY

4 12A WESLEY STREET BOLWARRA HEIGHTS NSW 2320



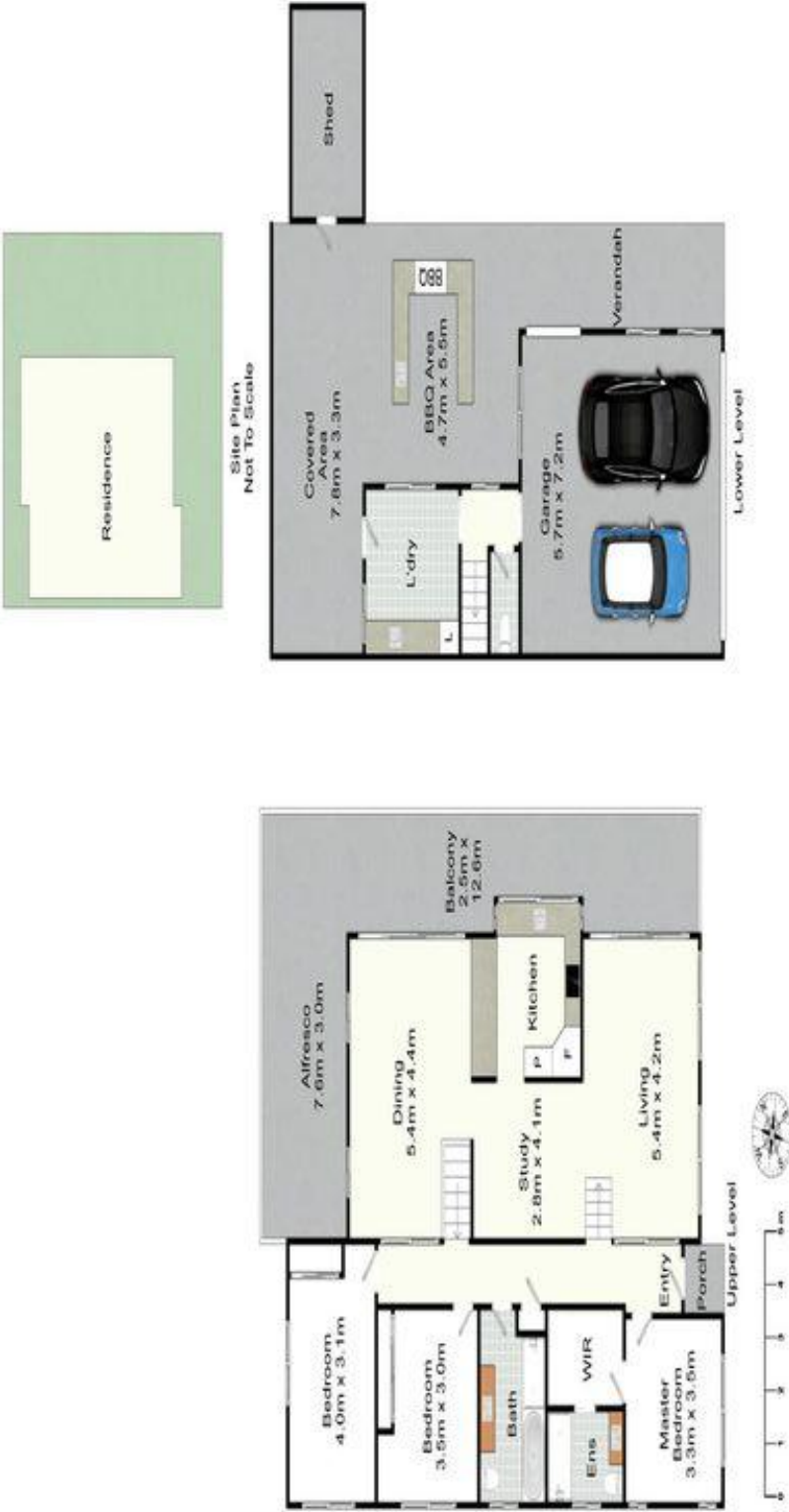
 4  2  1  1,715m²  126m²
 Year Built - DOM 42 days
 Listing Date 11-Mar-25 Distance 1.91km
 Listing Price \$680 pw

Comps Map: Rentals



				
1 96 BELMORE ROAD LORN NSW 2320	3	2	2	\$695
2 12 SHARKEYS LANE LORN NSW 2320	4	2	2	\$720
3 3 COTTONWOOD CLOSE BOLWARRA NSW 2320	4	2	2	\$750
4 12A WESLEY STREET BOLWARRA HEIGHTS NSW 2320	4	2	1	\$680

Floor Plan



34 Maitland Rd, Bolwarra

All information contained herein is gathered from sources we deem reliable. However, we cannot guarantee its accuracy and act as a messenger only in passing on the details. Interested parties should verify all information themselves. This floor plan is not to scale.

Floor Plan



Floor Plan



Whilst every effort has been made to ensure the accuracy of this floor plan, please note that the plan is for illustrative purposes only and should be used as such by a prospective purchaser. The services, systems and appliances shown have not been tested and no guarantee is given. Made with Maplogic 02/2020

Current Market Review

34 MAITLAND ROAD BOLWARRA NSW 2320



Market Assessment

\$680 - \$700 per week

Notes from your agent

Any pricing put forward is based on comparable pricing evidence taking into account, location, design etc. and should be seen as a guide.

Disclaimer

Contains property sales information provided under licence from the Valuer General New South Wales. RP Data Pty Ltd trading as CoreLogic Asia Pacific is authorised as a Property Sales Information provider by the Valuer General New South Wales.

The Appraisal Amount contained in the report may have been manually provided by the Agent; or may be based on an automated valuation model estimate provided by CoreLogic ('AVM Estimated Value'). AVM Estimated Values are current at the date of the publication only. It is computer generated and is not a professional appraisal of the subject property and should not be relied upon in lieu of appropriate professional advice. The accuracy of the methodology used to develop the AVM Estimated Value, the existence of the subject property, and the accuracy of the AVM Estimated Value and all rule sets provided are estimates based on available data and are not guaranteed or warranted. CoreLogic excludes all liability for any loss or damage arising in connection with the Appraisal Amount and/or AVM Estimated Value.

A floor plan of a property is indicative only and may not be complete or accurate. Any floor plan that is produced is not intended or designed to replace the certificate of title or land survey.

Whilst all reasonable effort is made to ensure the information in this publication is current, CoreLogic does not warrant the accuracy or completeness of the data and information contained in this publication and to the full extent not prohibited by law excludes all liability for any loss or damage arising in connection with the data and information contained in this publication.